

# FEDERAL DEPOSIT INSURANCE CORPORATION

WASHINGTON, DC 20549

## FORM 8-K

### CURRENT REPORT

Pursuant to Section 12 or 15(d) of the  
Securities Exchange Act of 1934

Date of report (Date of earliest event reported): May 24, 2021

# Summit State Bank

(Exact Name of Registrant as Specified in Charter)

California  
(State of Other Jurisdiction  
Of Incorporation)

32203  
(FDIC  
Certificate Number)

94-2878925  
(I.R. S. Employer  
Identification No.)

500 Bicentennial Way  
Santa Rosa, CA  
(Address of Principal Executive Offices)

95403  
(Zip Code)

Registrant's Telephone Number, Including Area Code 707-568-6000

(Former Name or Former Address, if Changes Since Last Report)

Check the Appropriate box below if the Form 8-K filing is intended to simultaneously satisfy the filing obligation of the registrant under any of the following provisions (*see* General Instruction A.2. below):

- Written communication pursuant to Rule 425 under the Securities Act (17 CFR 230.425)
- Soliciting material pursuant to Rule 14a-12 under the Exchange Act (17 CFR 240.14a-12)
- Pre-commencement communication pursuant to Rule 14d-2(b) under the Exchange Act (17 CFR 240.14d-2(b))
- Pre-commencement communication pursuant to Rule 13e-4(c) under the Exchange Act (17 CFR 240.13d-4 (c))

Indicate by check mark whether the registrant is an emerging growth company as defined in Rule 405 of the Securities Act of 1933 (17 CFR §230.405) or Rule 12b-2 of the Securities Exchange Act of 1934 (17 CFR §240.12b-2).

Emerging Growth Company

If an emerging growth company, indicate my check mark if the registrant has elected not to use the extended transition period for complying with any new or revised financial accounting standards provided pursuant to Section 13(a) of the Exchange Act.

Securities registered pursuant to Section 12(b) of the Act:

Title of each class	Trading Symbol(s)	Name of each exchange on which registered
Common Stock	SSBI	NASDAQ Global Market

## **Item 7.01. Regulation FD Disclosure**

The Chief Executive Officer of Summit State Bank (the “Bank”) will make presentations to institutional investors at various meetings between May 24, 2021 through July 10, 2021 using the slide presentation included as Exhibit 99.1 of this report. The information in this report (including Exhibit 99.1) shall not be deemed to be “filed” for the purposes of Section 18 of the Securities Exchange Act of 1934, as amended (the “Exchange Act”), or otherwise subject to the liability of that section, and shall not be incorporated by reference into any registration statement or other documents filed under the Securities Act of 1933, as amended, or the Exchange Act, except as shall be expressly set forth by the specific reference in such filing.

A copy of the presentation is attached hereto as Exhibit 99.1 and incorporated herein by reference.

The presentation is also available on the Bank’s website at [www.summitstatebank.com](http://www.summitstatebank.com) under the “Investor Relations” tab.

This presentation of Summit State Bank (also referred to as we, us or our) may contain certain statements that are forward-looking within the meaning of the Private Securities Litigation Reform Act of 1995. These statements are not guarantees of future performance and involve certain risks, uncertainties and assumptions that are difficult to predict. Actual outcomes and results may differ materially from those expressed in, or implied by, our forward-looking statements. Words such as “expects,” “anticipates,” “believes,” “estimates” and other similar expressions or future or conditional verbs such as “will,” “should,” “would” and “could” are intended to identify such forward-looking statements.

Forward-looking statements, by their nature, are subject to risks, uncertainties and assumptions. Readers are cautioned not to put undue reliance on any forward-looking statement. The statements are representative only as of the date they are made, and we undertake no obligation to update any forward-looking statement.

Factors that may cause actual results to differ materially from those contemplated by such forward-looking statements include, but are not limited to: a weakness or a decline in the economy, nationally or locally, particularly in Northern California, as well as an unexpected declines in commercial real estate values within our market areas; the risk of fires, droughts and other national disasters; our inability to compete for and to retain customers and key employees; our inability to grow customer deposits to keep pace with loan growth; an increase in our allowance for loan losses; greater than expected operating costs, such as technology-related costs; the effect of cyber-attacks, computer viruses or other malware that may breach the security of our websites or other systems to obtain unauthorized access to confidential information, destroy data, disable or degrade service, or sabotage our systems; results of examinations by banking regulators; and changes in accounting policies or accounting standards, including the new accounting guidance known as the current expected credit loss (CECL) model, which may increase the required level of our allowance for credit losses. A detailed discussion of factors that could affect our results is included in our SEC filings, including the “Risk Factors” section of our most

recent Annual Report on Form 10-K filed with the Federal Deposit Insurance Corporation (“FDIC”) and those in any other public filing we may make with the FDIC.

**Item 9.01. Financial Statements and Exhibits**

**(d) Exhibits:**

The exhibit list called for by this item is incorporated by reference to the Exhibit Index filed as part of this report.

**SIGNATURE**

Pursuant to the requirements of the Securities Exchange Act of 1934, the registrant has duly caused this report to be signed on its behalf by the undersigned, hereunto duly authorized.

Dated: May 24, 2021

**SUMMIT STATE BANK**

By: /s/ Camille Kazarian  
Camille Kazarian  
*Executive Vice President  
and Chief Financial Officer  
(Duly Authorized Officer)*

### **Exhibit Index**

<u>Exhibit Number</u>	<u>Description</u>
99.1	Presentation slides as of May 24, 2021



## Private Securities Litigation Reform Act of 1995

Statements made during this presentation and in response to questions may constitute Forward Looking Statements within the meaning of the Private Securities Litigation Reform Act of 1995 and any such statements are subject to risks and uncertainties that could cause actual results to differ materially. Such risks and uncertainties include those related to the economic environment, particularly in the region where Summit State Bank operates, competitive products and pricing, general interest rate changes and the fiscal and monetary policies of the US Government, credit risk management, regulatory actions, and other risks and uncertainties.



## Summit State Bank - SSBI

Headquartered in Santa Rosa, CA

### Branch Locations

- Santa Rosa Main
- Healdsburg
- Santa Rosa Montgomery Village
- Rohnert Park
- Petaluma

### Regional Small Business Lending Group

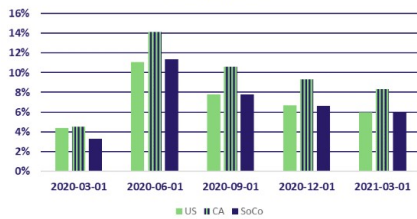
- Roseville, CA



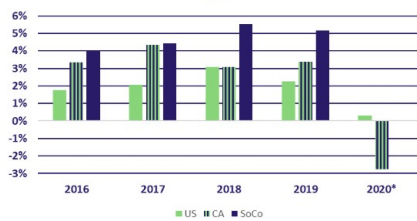
3 of 20

## Lending Area Highlights

Unemployment



GDP



\* SoCo unavailable

### Northern California Concentrated in Sonoma County

- Commercial Property Investment Inventory Remains Low
- Diverse and Strong Economy:
  - Healthcare, Manufacturing, Construction and Wholesale Trade Comprise > 40% of the County's Earnings
  - Consistently Low Unemployment and High GDP
- Ranked 15<sup>th</sup> in Median Household Income across California

4 of 20

## Our Leadership Team



**Brian Reed**

President & CEO  
36 Years in the Industry  
4 at Summit State Bank



**Genie Del Secco**

EVP & Chief Operating Officer  
30 Years in the Industry  
5 at Summit State Bank



**Brandy Seppi**

EVP & Chief Lending Officer  
26 Years in the Industry  
6 at Summit State Bank



**Camille Kazarian**

EVP & Chief Financial Officer  
21 Years in the Industry  
2 at Summit State Bank



**Michael Castlio**

SVP & Chief Credit Officer  
25 Years in the Industry  
2 at Summit State Bank

138 Years of Collective  
Experience

6 of 20

## Investment Highlights

- ❖ Awarded the Raymond James Community Bankers Cup of 2020
- ❖ Commitment to a Culture of Success
- ❖ Strategic Lending Platform Positioned to Deliver Results
- ❖ High Credit Quality with a Low Risk Profile
- ❖ California Peer Group Leader in Key Performance Metrics
- ❖ Strong Net Interest Margin & Improved Efficiency Ratio
- ❖ Experienced Executive & Management Team
- ❖ Focused on Organic Growth
- ❖ Consistent Quarterly Dividends

6 of 20



## Actively Managing through COVID-19

- ❖ Commitment to the Safety and Wellbeing of Bank Employees
- ❖ A Community Leader as a Paycheck Protection Program (PPP) Lender
- ❖ Maintaining Strong Underwriting Guidelines
- ❖ Actively Managing and Monitoring Potential Changes in Asset Quality

7 of 20

## Deferred Loans through CARES ACT

- ❖ 9 Loans across 10 Borrowers are Currently in Deferral at ~\$29MM
  - ❖ 99% of Deferred Loan Exposure is Backed by Real Estate
- ❖ Deferred Loans are Concentrated in the Following Industries:
  - ❖ Retail & Real Estate – 28%,
  - ❖ Restaurants – 30%, and
  - ❖ Wineries – 25%
- ❖ Average LTV for Deferred Loans at 49%
- ❖ Deferrals Peaked in May 2020 at ~\$142MM

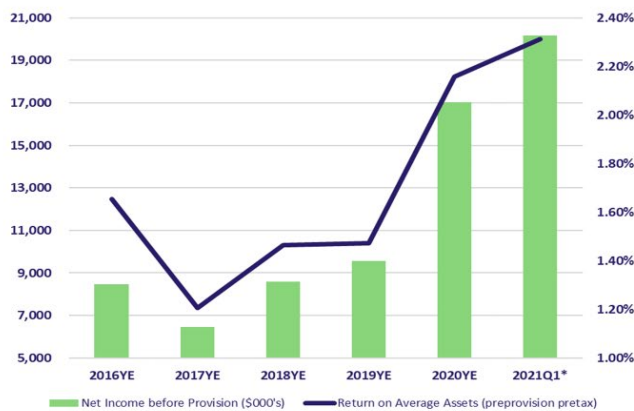
8 of 20

## PPP Lending Impact

- ❖ Total Originated PPP Loans:
  - ❖ 820 Loans at \$131.1MM
  - ❖ Average PPP Loan Balance of ~\$160k
- ❖ PPP Pretax Earnings for 2020 at \$2.4MM and \$1.1MM in 2021Q1
- ❖ As of March 31, 2021, \$67.2MM in PPP Loans Forgiven
  - ❖ As of May 19, 2021, \$89MM in PPP Loans Applied for Forgiveness with \$73MM Received
- ❖ Participating in Second PPP Draw with 263 Applications Totaling \$37.4MM as of May 19, 2021

9 of 20

## Financial Trends



- Strong Net Interest Income Growth
- Consistent Non-interest Income Growth since 2017 due to:
  - SBA Loan Sales, and
  - SBA Servicing Income
- Increasing Return on Average Assets

\* Annualized

10 of 20

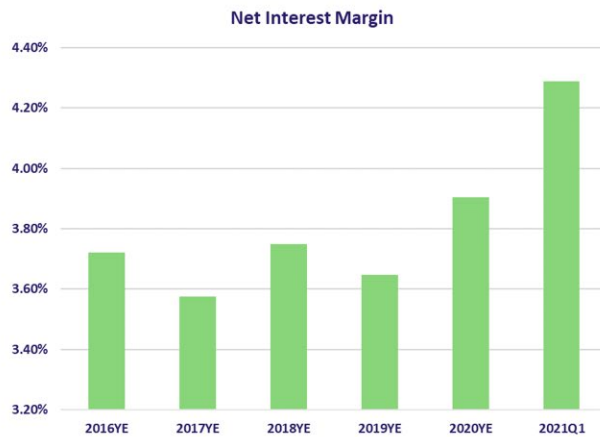
## Loan Growth & Asset Quality



- Continued Peer Group Leader in Year-Over-Year Loan Growth
  - Loan Growth (YoY) without PPP Loans at 14.9%
- High Asset Quality - Zero Delinquencies Outside of NPA's
- Strong Reserves (Allowance for Loans & Lease Losses - ALLL)
  - ALLL is 1.65% without PPP Loans, which Carry a Zero-Risk Weighting
- CECL Conversion as of January 1, 2021

11 of 20

## Interest Income & Interest Expense Management



- Strong Net Interest Margin Compared to CA Peer Group
- Most recent 9 quarters show continued improvement in:
  - Net Interest Income Growth
  - Increased Profitability
- 15.9% of Loans are Variable, of which:
  - 5.5% on Floors
- ~\$73.5MM Local & Brokered CD's to Mature in 2021

12 of 20

## Building the Infrastructure to Deliver Results



- Planned Increase in Staffing in 2017 Designed to Deliver Strategic Results
- Strong Performance in Efficiency with Consistent Gains through:
  - Income Growth, and
  - Expense Management
- Continually Reviewing Technology for Enhancements

13 of 20

## Historical Dividend Payout

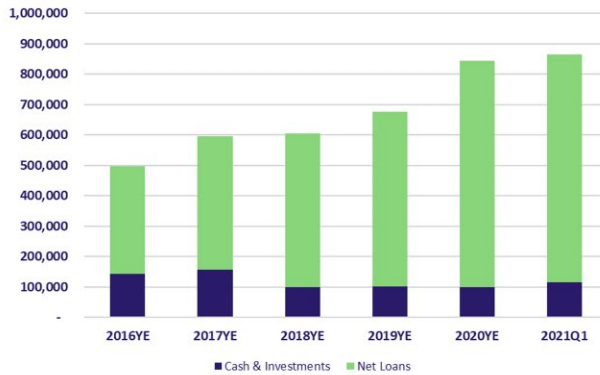


- Consistent Quarterly Dividends
- Dividend Yield >3.0% at 2021Q1 as Stock Price Increases
- Stock Price Traded at 7.8 Times Trailing 12 Month Earnings as of 2021Q1
- 1.41 Times Price to Tangible Book Value as of 2021Q1
- Historical Dividend Payout Ratio >30%

14 of 20

## Assets Trends

Net Loans and Cash & Investments  
(\$000's)

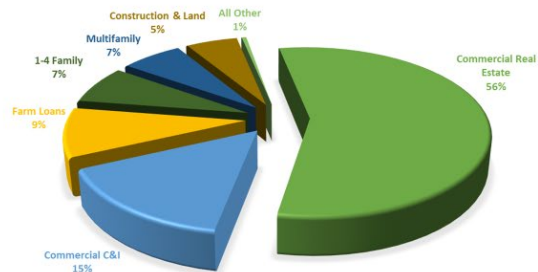


- Focused Growth on Investment Grade New Loans with Targeted Yield at 4.75%
- Loan Yield as of 2021Q1 at 5.29%
- Maintained Mix of Loan Concentrations with Growth in Small Business Lending
- Organic Loan Growth through Strong Relationship Practices

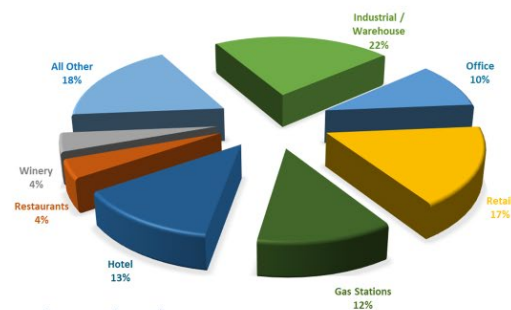
15 of 20

## Loan Composition

Total Loan Portfolio



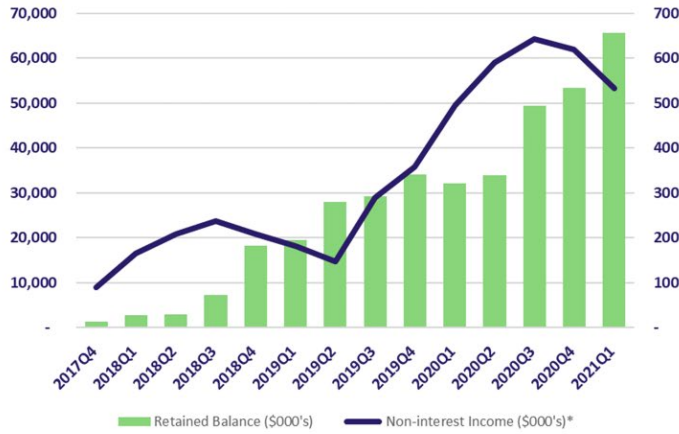
CRE Loan Portfolio Concentration



- Diversified Portfolio with Manageable Risk through Pandemic
- Total Portfolio LTV 48% (ex C&I); CRE LTV 50%
- CRE LTV 50% for Property Types with Higher Risk due to Pandemic
  - Wineries, Hotels, Restaurants, and Retail at ~32% of CRE Portfolio

16 of 20

## SBA Loan Program



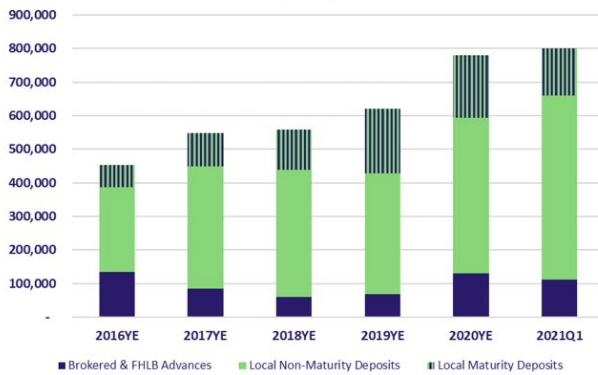
- Dedicated Small Business Lending Group Created in 2017
- Floating Rate Yields > 5%
- Increase in Non-interest Income through:
  - Consistent SBA Loan Sales
  - Growing SBA Servicing Income Currently ~\$400M Annually

\* Rolling 4 Quarter Average

17 of 20

## Liabilities Trends

Local Deposits and Brokered & FHLB Advances (\$000's)

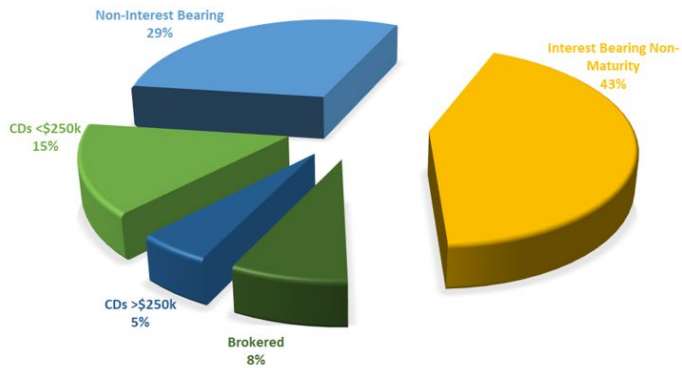


- Focus on Local Deposit Growth
- Commercial & Consumer Deposit Products Offered
- Managed & Disciplined Use of Brokered Deposits & FHLB Advances
- 2021Q1 Average Cost of Funds at 0.83%
- ~\$73.5MM Local & Brokered CD's to Mature in 2021 with WAIR of ~1.09%

18 of 20



## Deposit Composition



- Organic Deposit Growth through Strong Relationship Practices
- Focused Local Deposit Growth
  - Focused on Non-Interest Deposit Growth
- ~\$90MM Peak PPP Deposits
  - ~\$45MM Runoff
- 2021Q1 Average Cost of Deposits at 0.71%

19 of 20

## Get in Touch

### MAILING ADDRESS

500 Bicentennial Way  
Santa Rosa, CA 95403

### CONTACT

Barbara Gradman  
VP, Corporate Secretary  
bgradman@summitstatebank.com  
(707) 568 6000

